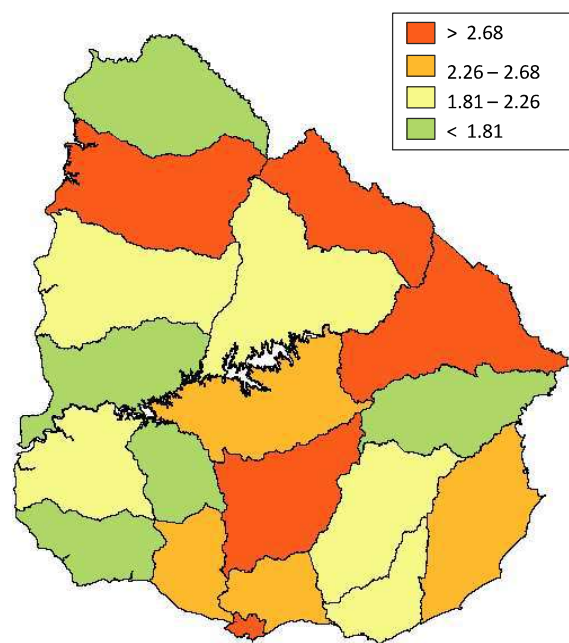


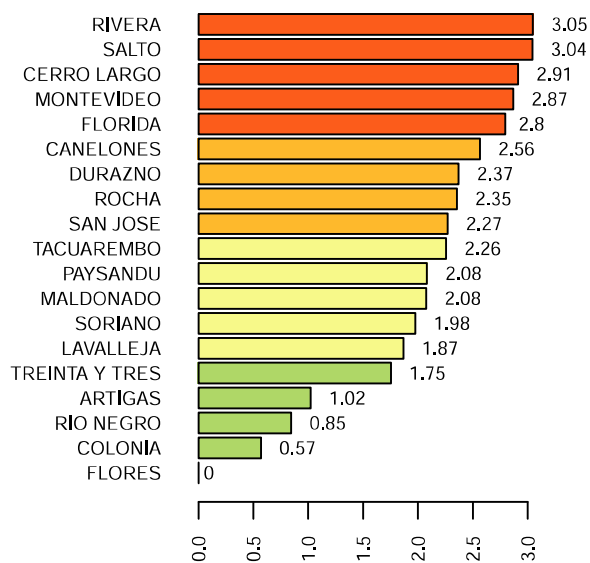
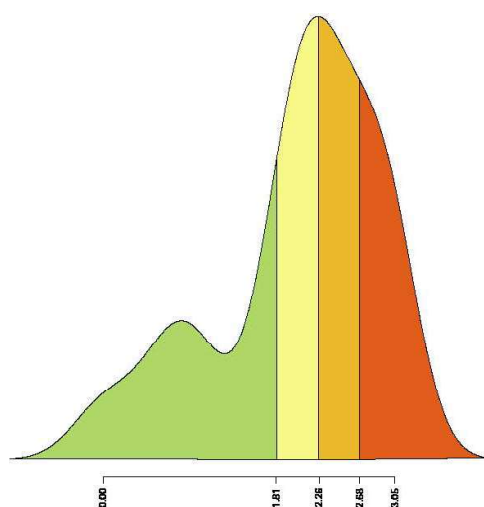
MORTALIDAD POR CANCER EN URUGUAY 2014 - 2018

DISTRIBUCION DE CASOS Y TASAS POR DEPARTAMENTO

| Departamento | Nº Casos en período | Tasa Ajustada * | Tasa Cruda |
|----------------|---------------------|-----------------|------------|
| RIVERA | 10 | 3.05 | 4.03 |
| SALTO | 13 | 3.04 | 4.23 |
| CERRO LARGO | 12 | 2.91 | 6.02 |
| MONTEVIDEO | 147 | 2.87 | 4.82 |
| FLORIDA | 9 | 2.80 | 5.61 |
| CANELONES | 54 | 2.56 | 4.09 |
| TODO EL PAIS | 331 | 2.45 | 4.17 |
| DURAZNO | 8 | 2.37 | 5.86 |
| ROCHA | 9 | 2.35 | 5.58 |
| SAN JOSE | 11 | 2.27 | 3.95 |
| TACUAREMBO | 8 | 2.26 | 3.68 |
| INTERIOR | 184 | 2.20 | 3.77 |
| PAYSANDU | 9 | 2.08 | 3.29 |
| MALDONADO | 14 | 2.08 | 3.14 |
| SORIANO | 8 | 1.98 | 3.99 |
| LAVALLEJA | 5 | 1.87 | 3.61 |
| TREINTA Y TRES | 4 | 1.75 | 3.51 |
| ARTIGAS | 3 | 1.02 | 1.77 |
| RIO NEGRO | 2 | 0.85 | 1.45 |
| COLONIA | 5 | 0.57 | 1.63 |
| FLORES | 0 | 0.00 | 0.00 |



DISTRIBUCION DE LAS TASAS AJUSTADAS *



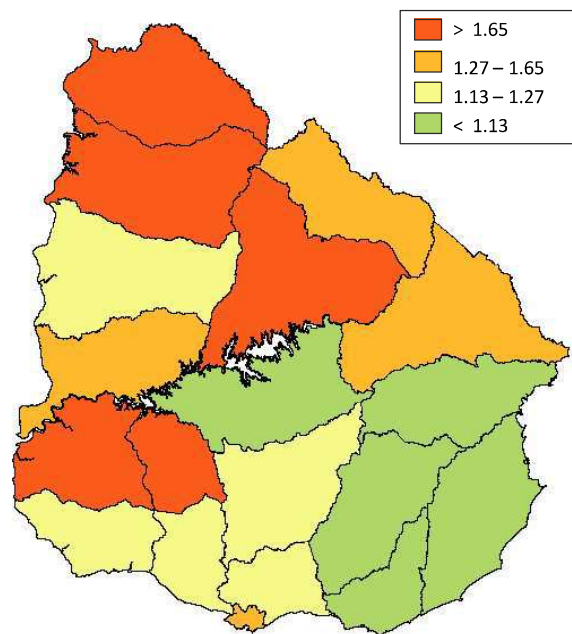
T.A.

*Tasa estandarizada por edad, población mundial estándar (casos x 100.000).

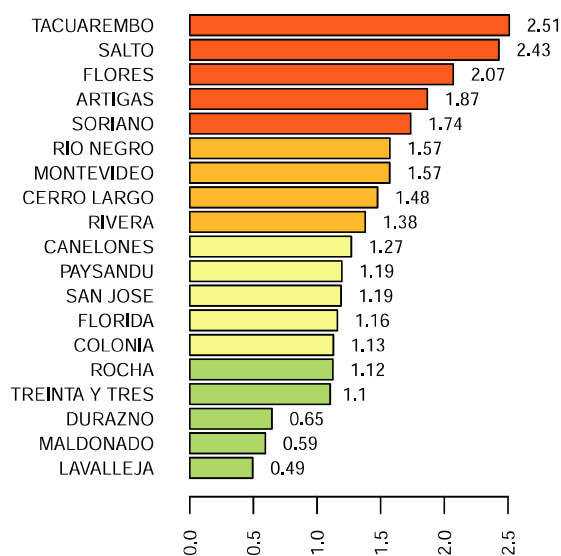
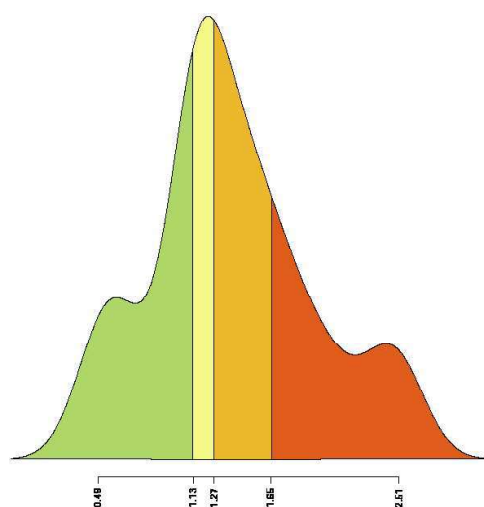
MORTALIDAD POR CANCER EN URUGUAY 2014 - 2018

DISTRIBUCION DE CASOS Y TASAS POR DEPARTAMENTO

| Departamento | N° Casos Período | Tasa Ajustada * | Tasa Cruda |
|----------------|------------------|-----------------|------------|
| TACUAREMBO | 10 | 2.51 | 4.32 |
| SALTO | 11 | 2.43 | 3.40 |
| FLORES | 3 | 2.07 | 4.72 |
| ARTIGAS | 8 | 1.87 | 4.43 |
| SORIANO | 8 | 1.74 | 3.89 |
| RIO NEGRO | 4 | 1.57 | 2.88 |
| MONTEVIDEO | 154 | 1.57 | 4.38 |
| CERRO LARGO | 6 | 1.48 | 2.76 |
| TODO EL PAIS | 304 | 1.44 | 3.51 |
| RIVERA | 6 | 1.38 | 2.27 |
| INTERIOR | 150 | 1.34 | 2.92 |
| CANELONES | 38 | 1.27 | 2.70 |
| PAYSANDU | 8 | 1.19 | 2.74 |
| SAN JOSE | 9 | 1.19 | 3.20 |
| FLORIDA | 6 | 1.16 | 3.51 |
| COLONIA | 14 | 1.13 | 4.33 |
| ROCHA | 4 | 1.12 | 2.32 |
| TREINTA Y TRES | 4 | 1.10 | 3.27 |
| DURAZNO | 2 | 0.65 | 1.40 |
| MALDONADO | 8 | 0.59 | 1.73 |
| LAVALLEJA | 1 | 0.49 | 0.68 |



DISTRIBUCION DE LAS TASAS AJUSTADAS *



T.A.

*Tasa estandarizada por edad, población mundial estándar (casos x 100.000).