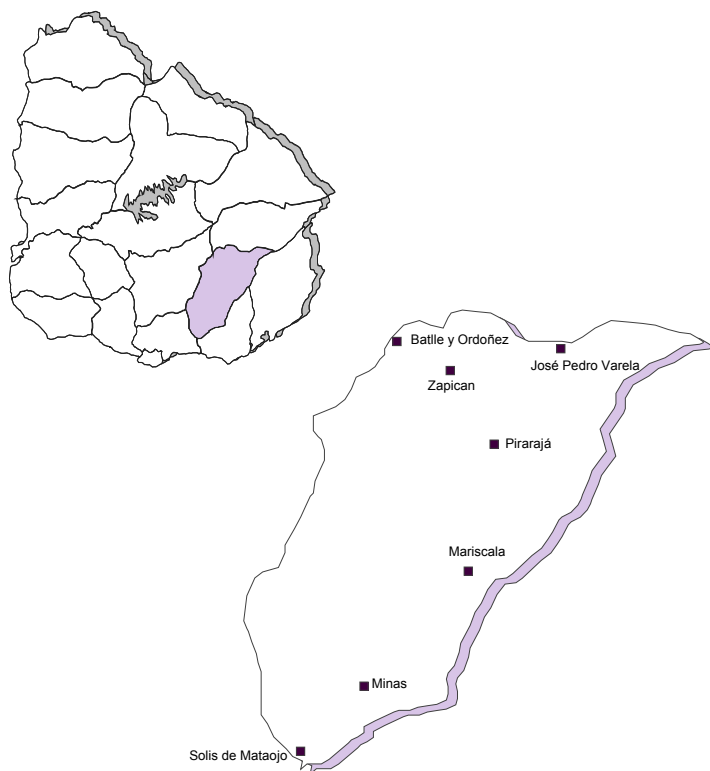


# LAVALLEJA

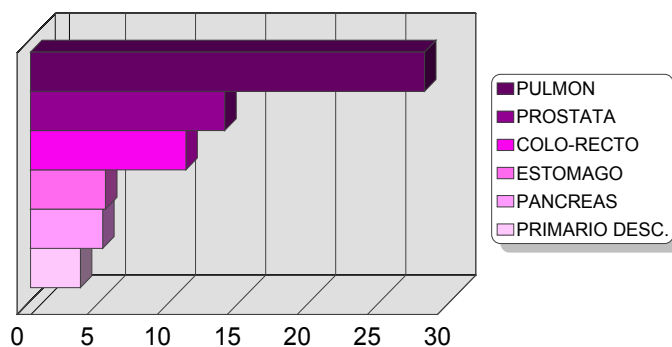
## DISTRIBUCIÓN DE CASOS Y TASAS ESPECIFICAS POR INTERVALO ETARIO Y SEXO TODOS LOS SITIOS REUNIDOS PERIODO 2009 - 2013



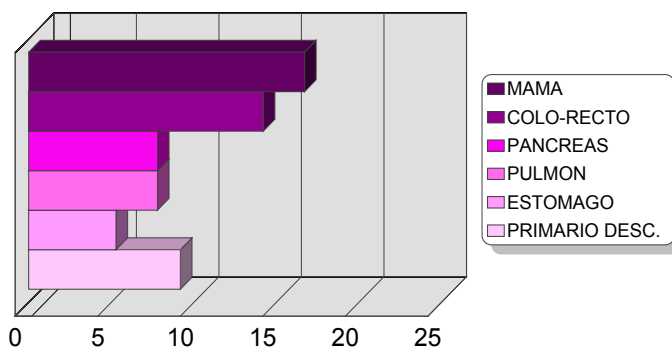
| Edades       | Hombres    |           | Mujeres    |           |
|--------------|------------|-----------|------------|-----------|
|              | Nº casos   | Tasa Esp. | Nº casos   | Tasa Esp. |
| 0-4          | 0          | 0.00      | 0          | 0.00      |
| 5-9          | 1          | 9.32      | 3          | 29.78     |
| 10-14        | 0          | 0.00      | 0          | 0.00      |
| 15-19        | 1          | 8.17      | 1          | 9.07      |
| 20-24        | 1          | 10.96     | 0          | 0.00      |
| 25-29        | 1          | 11.65     | 2          | 23.70     |
| 30-34        | 0          | 0.00      | 1          | 10.59     |
| 35-39        | 1          | 10.80     | 3          | 32.31     |
| 40-44        | 5          | 52.94     | 9          | 92.69     |
| 45-49        | 15         | 157.23    | 5          | 51.52     |
| 50-54        | 19         | 217.02    | 18         | 192.21    |
| 55-59        | 37         | 471.94    | 17         | 217.81    |
| 60-64        | 55         | 773.56    | 27         | 349.29    |
| 65-69        | 81         | 1230.07   | 43         | 591.07    |
| 70-74        | 81         | 1523.99   | 51         | 768.07    |
| 75-79        | 82         | 1980.68   | 54         | 992.65    |
| 80-84        | 60         | 2016.81   | 55         | 1187.91   |
| 85 y más     | 64         | 3216.08   | 70         | 1629.80   |
| Sin edad     | 1          | 1.00      | 0          | 0.00      |
| <b>Total</b> | <b>505</b> |           | <b>359</b> |           |
| Tasa Aj.     |            | 190.76    |            | 106.32    |
| Tasa Bruta   |            | 350.78    |            | 239.16    |

## DISTRIBUCION PORCENTUAL DE LA MORTALIDAD LOCALIZACIONES MAS FRECUENTES PERIODO 2009 - 2013

| Hombres |                | Casos | %      |
|---------|----------------|-------|--------|
| 1       | PULMON         | 142   | 28.12% |
| 2       | PROSTATA       | 70    | 13.86% |
| 3       | COLO-RECTO     | 56    | 11.09% |
| 4       | ESTOMAGO       | 27    | 5.35%  |
| 5       | PANCREAS       | 26    | 5.15%  |
|         | PRIMARIO DESC. | 18    | 3.56%  |



| Mujeres |                | Casos | %      |
|---------|----------------|-------|--------|
| 1       | MAMA           | 60    | 16.71% |
| 2       | COLO-RECTO     | 51    | 14.21% |
| 3       | PANCREAS       | 28    | 7.80%  |
| 4       | PULMON         | 28    | 7.80%  |
| 5       | ESTOMAGO       | 19    | 5.29%  |
|         | PRIMARIO DESC. | 33    | 9.19%  |



## LOCALIZACIONES MAS FRECUENTES EN LAS CIUDADES Y EN LA ZONA RURAL DISTRIBUCION PORCENTUAL DE LA MORTALIDAD PERIODO 2009 - 2013

### HOMBRES

| MINAS                  |       |       |
|------------------------|-------|-------|
|                        | Casos | %     |
| PULMON                 | 99    | 29.03 |
| PROSTATA               | 42    | 12.32 |
| COLO-RECTO             | 37    | 10.85 |
| PANCREAS               | 19    | 5.57  |
| CAVIDAD ORAL Y FARINGE | 17    | 4.99  |
| ESTOMAGO               | 17    | 4.99  |
| LINFOMA NO HODGKIN     | 13    | 3.81  |
| OTROS                  | 97    | 28.45 |
| TOTAL                  | 341   |       |

| JOSE BATLLE Y ORDONEZ |       |       |
|-----------------------|-------|-------|
|                       | Casos | %     |
| PULMON                | 7     | 26.92 |
| PROSTATA              | 3     | 11.54 |
| ESOFAGO               | 2     | 7.69  |
| ESTOMAGO              | 2     | 7.69  |
| COLO-RECTO            | 2     | 7.69  |
| PANCREAS              | 2     | 7.69  |
| VEJIGA                | 2     | 7.69  |
| PRIMARIO DESC.        | 2     | 7.69  |
| OTROS                 | 4     | 15.38 |
| TOTAL                 | 26    |       |

| MARISCALA  |       |       |
|------------|-------|-------|
|            | Casos | %     |
| PULMON     | 8     | 38.10 |
| COLO-RECTO | 2     | 9.52  |
| PROSTATA   | 2     | 9.52  |
| OTROS      | 9     | 42.86 |
| TOTAL      | 21    |       |

| SOLIS DE MATAOJO |       |       |
|------------------|-------|-------|
|                  | Casos | %     |
| PULMON           | 6     | 23.08 |
| ESTOMAGO         | 3     | 11.54 |
| PROSTATA         | 3     | 11.54 |
| MIELOMA          | 3     | 11.54 |
| OTROS            | 11    | 42.31 |
| TOTAL            | 26    |       |

| PIRARAJA   |       |       |
|------------|-------|-------|
|            | Casos | %     |
| PULMON     | 5     | 35.71 |
| PROSTATA   | 4     | 28.57 |
| COLO-RECTO | 2     | 14.29 |
| OTROS      | 3     | 21.43 |
| TOTAL      | 14    |       |

| JOSE PEDRO VARELA |       |       |
|-------------------|-------|-------|
|                   | Casos | %     |
| PROSTATA          | 11    | 26.83 |
| PULMON            | 10    | 24.39 |
| COLO-RECTO        | 6     | 14.63 |
| ESTOMAGO          | 3     | 7.32  |
| PANCREAS          | 2     | 4.88  |
| PIEL NO MELANOMA  | 2     | 4.88  |
| OTROS             | 7     | 17.07 |
| TOTAL             | 41    |       |

| ZONA RURAL             |       |       |
|------------------------|-------|-------|
|                        | Casos | %     |
| PROSTATA               | 4     | 23.53 |
| COLO-RECTO             | 3     | 17.65 |
| CAVIDAD ORAL Y FARINGE | 2     | 11.76 |
| PULMON                 | 2     | 11.76 |
| OTROS                  | 6     | 35.29 |
| TOTAL                  | 17    |       |

### MUJERES

| MINAS                    |       |       |
|--------------------------|-------|-------|
|                          | Casos | %     |
| COLO-RECTO               | 43    | 16.29 |
| MAMA                     | 42    | 15.91 |
| PRIMARIO DESC.           | 26    | 9.85  |
| PULMON                   | 21    | 7.95  |
| PANCREAS                 | 16    | 6.06  |
| OVARIO                   | 16    | 6.06  |
| CUELLO DE UTERO          | 14    | 5.30  |
| RIÑON                    | 14    | 5.30  |
| SISTEMA NERVIOSO CENTRAL | 12    | 4.55  |
| OTROS                    | 60    | 22.73 |
| TOTAL                    | 264   |       |

| MARISCALA        |       |       |
|------------------|-------|-------|
|                  | Casos | %     |
| PANCREAS         | 3     | 33.33 |
| PIEL NO MELANOMA | 2     | 22.22 |
| OTROS            | 4     | 44.44 |
| TOTAL            | 9     |       |

| SOLIS DE MATAOJO         |       |       |
|--------------------------|-------|-------|
|                          | Casos | %     |
| MAMA                     | 4     | 21.05 |
| ESTOMAGO                 | 3     | 15.79 |
| VESICULA Y VIAS BILIARES | 2     | 10.53 |
| PRIMARIO DESC.           | 2     | 10.53 |
| OTROS                    | 8     | 42.11 |
| TOTAL                    | 19    |       |

| JOSE PEDRO VARELA |       |       |
|-------------------|-------|-------|
|                   | Casos | %     |
| MAMA              | 9     | 23.08 |
| ESTOMAGO          | 5     | 12.82 |
| PANCREAS          | 5     | 12.82 |
| COLO-RECTO        | 4     | 10.26 |
| PULMON            | 4     | 10.26 |
| OTROS             | 12    | 30.77 |
| TOTAL             | 39    |       |